

300/301 ACCESS STUDENT DESKS

usacapitol
PREMIUM QUALITY CLASSROOM FURNITURE



300

Simplicity & Utility. 20% more work surface (510 square inches total). The best of both worlds is exemplified in this utilitarian dream. Function and form are exemplified in this attractive student desk.

H I G H L I G H T S

- Premium Quality
- Space-Saving Access
- 16 Gauge Legs
- Welded Under Structure
- Lifetime Frame Warranty
- Adjustable Height
- Nine Hard Plastic Top Colors
- Wide Stance - Light-Weight

300 Student Desk Specifications

Frame: All-tubular design, 16 gauge x .930" x 2.16 flat oval tubing uprights, multiple arc welded into an integral design. 3/4" x 2" x 16 gauge tubular cross brace is welded to connect each leg. Minimum 20" of total weld. Frame is powdercoated after all welding is complete.

Standard Insert Chrome Finish: Chrome is comprised of metal layers (Nickel & Chromium) electrostatically bonded to metal. Our standard is 4-6 mills (25%-50% more than our competitors) of Nickel. Hard-Chrome will not scratch. CASS test per ASTM B 368 - 22 hours harsh tested before rust. Our product is chromed on plateable quality tubing after all welding is completed.



Standard Frame Finish: Electrostatically applied powdercoated Minitek Black and Titanium are standard. Textured Powdercoat hides fingerprints and offers superior wear resistance due to the raised surface.

Inserts: 3/4" x 2" diameter, nickel/chrome plated tubing with punched holes to receive eight adjusting screws. Leg adjustment uses self-tapping locking screws which pass completely through both upper leg and lower insert.

Glides: High quality molded insert. Four independently adjustable nylon glides fit through insert tube locking in cap. The units allows for easy adjustment for inconsistent floors.

Solid Plastic Top: Solid molded thermoset plastic. 19" x 26" work surface with smooth molded edges and permanent color throughout thickness. Molded pencil groove. Top is attached using self-tapping screws into seven uniformly drilled holes.



301B

Laminate Top: Three-ply construction. High pressure laminate and backer are 'fused' to the wood core base using a glue web formulation that is clean, environmentally safe, extremely consistent. Fused tops are well balanced on both sides to help prevent moisture absorption and warping.

Top Colors HP: Available in standard Beige and Slate. Optional Charcoal, Grey Nebula, Maple, Cherry, Oak, Mahogany, and Walnut.

Top Colors Laminate: Available in standard Grey Nebula and Maple, Any color that is a Wilsonart™ standard is available for an upcharge.

Warranty:

- Limited lifetime frame warranty
- Ten Year Comprehensive Warranty


Models:

- **300** ♦ Adjustable 22" to 30"
- **301** ♦ Adjustable w/Bookbox
- **302** ♦ Adjustable w/Lift-Lid Bookbox
- **300DBL54** ♦ Adjustable - Two Student
- **301DBL54** ♦ Adj. Two Student w/Box
- **440BX** ♦ Wire Bookbox Available


D E S K F E A T U R E S

- Safe tubular frame ● Heavy-Duty U-brace support ● Plateable-quality heavy-gauge steel ● 5/8" warp-free top with pencil groove ● High-quality chrome inserts ● Superior extra-long frame welds ● Locking-screw insert attachment ● Available in colors to complement stock chair colors ●


Standard Hard Plastic Top Colors:



Optional Hard Plastic Top Colors:



Standard Powdercoated Frame Colors:



Optional Powdercoated Frame Colors:



Special Powdercoated Frame Colors Available



302

