

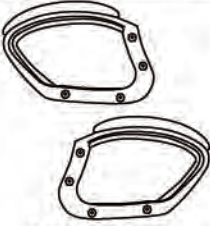
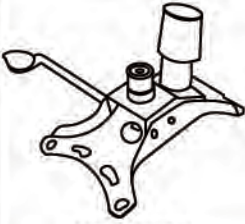
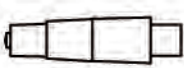





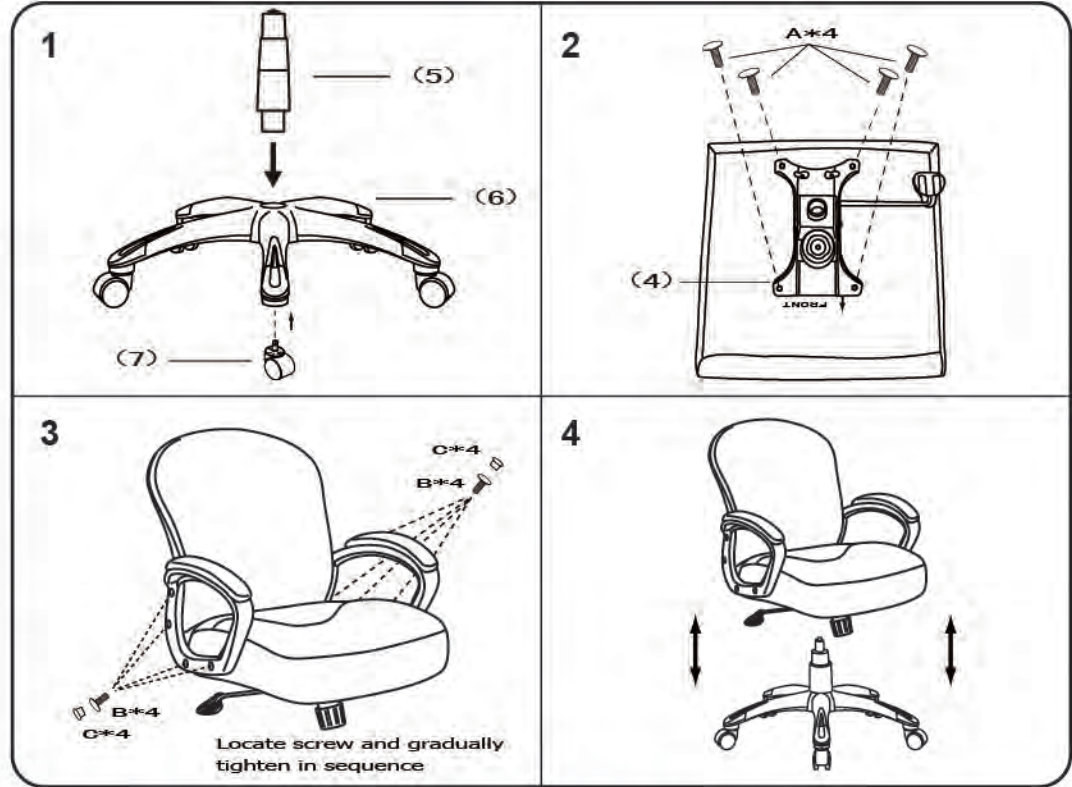


**IMPORTANT NOTICE:
HARDWARE PACKAGE IS ATTACHED
ON THE BOTTOM OF SEAT CUSHION.**

MODEL: B6256 F601GM

(1)X1	(2)X1	(3)X1 (L)X1 (R)
		 LARM LEFT ARM RARM RIGHT ARM
BACK	SEAT	
(4)X1	(5)X1	(6)X1
		
MECHANISM	GAS LIFT	BASE
(7)X5		
	(A)*4  M8*22 MECHANISM SCREW	(B)*8  M6*30 ARM SCREW
CASTERS	(C)*8  ARM CAP	



Insert and loosely tighten all screws. When assembly is completed, fully tighten all screws before using. This chair is only intended for sitting. Any other use will void the warranty.

