

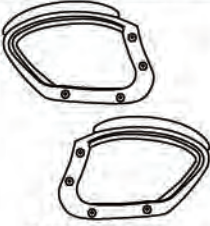
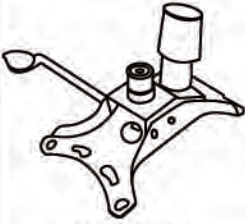
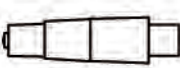





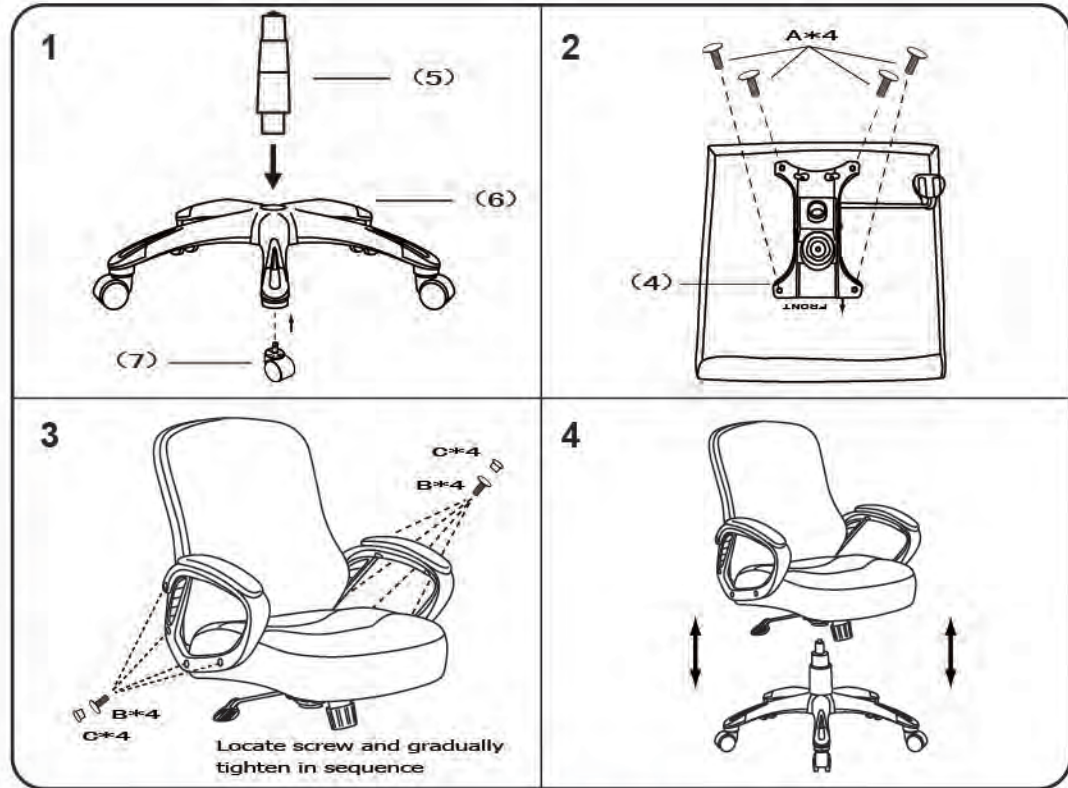


**IMPORTANT NOTICE:
HARDWARE PACKAGE IS ATTACHED
ON THE BOTTOM OF SEAT CUSHION.**

MODEL: B6756 F101GM

(1)X1	(2)X1	(3)X1 (L)X1 (R)
		 LARM LEFT ARM RARM RIGHT ARM
BACK	SEAT	
(4)X1	(5)X1	(6)X1
		
MECHANISM	GAS LIFT	BASE
(7)X5		
	(A)*4  M8*22 MECHANISM SCREW	
	(B)*8  M6*22 ARM SCREW	
	(C)*8  ARM CAP	
CASTERS		



Insert and loosely tighten all screws. When assembly is completed, fully tighten all screws before using. This chair is only intended for sitting. Any other use will void the warranty.

