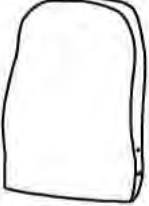


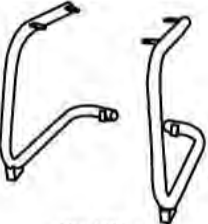


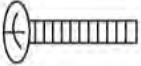
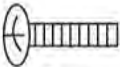

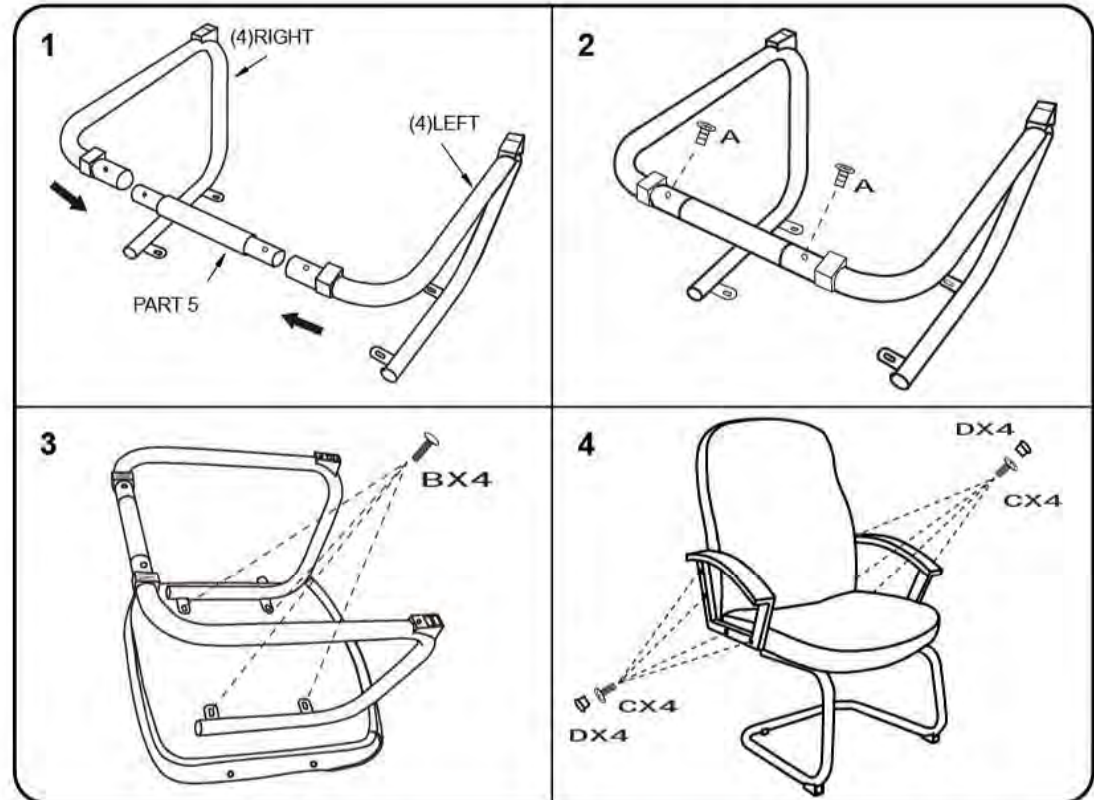


**IMPORTANT NOTICE:
HARDWARE PACKAGE IS ATTACHED
ON THE BOTTOM OF SEAT CUSHION.**

MODEL: B8109 B8309 B8509 B7309
B7909 B7709 B7519 B7209 B7809

(1)x1	(2)x1	(3)x1 (L)x1 (R)
 Back	 Seat	 Right & Left Arm
(4)x1  Sled Base	(5)x1  Connecting Bar	
(A)*2  M6*14 CONNECTING BAR SCREW (Please find these 2 screws on sled base.)		
(B)*4  M6 X 22 SLED BASE SCREW		
(C)*8  M6 X 18 ARM SCREW		
(D)*8  ARM CAP		



Insert and loosely tighten all screws. When assembly is completed, fully tighten all screws before using. This chair is only intended for sitting. Any other use will void the warranty.

